



ASBK.COM.AU f t i y

## Round 5 : Morgan Park Raceway : August 17 - 19

### KAWASAKI AUSTRALIAN SUPERSPORT CHAMPIONSHIP

#### Qualifying 1

Date: 18/08/18  
 Event: Q04  
 Weather: Sunny & windy - 18.9C  
 Track: Dry - Temp: 26.6C

Started at: 10:04:55  
 Laps: 30 Min  
 Starters: 17  
 Printed at: 10:47

#### PROVISIONAL CLASSIFICATION

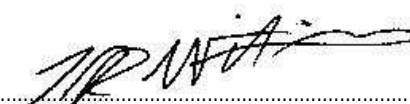
Pos	No	Name	Machine	Fastest Lap	On Lap	Behind Prev	Behind Leader	Top Speed
1	23	Cru HALLIDAY (NSW) / Yamaha Racing Team	Yamaha YZF-R6	1:14.609	3 of 4			208
2	7	Tom TOPARIS (NSW) / Cube Racing / Leda Nutrition / Australian Outdoor Living / Motul / Pirelli	Kawasaki ZX-6R	1:15.163	2 of 3	.554	.554	208
3	20	Damon REES (NZ) / Carl Cox M-sports / Bike Biz / Honda / Tony Rees M-cycles / Pirelli	Honda CBR RR	1:15.799	10 of 11	.636	1.190	206
4	50	Callum SPRIGGS (QLD)	Yamaha YZF-R6	1:15.929	4 of 8	.130	1.320	209
5	12	Broc PEARSON (QLD) / Yamaha Motors Aust. / World Gym / 1800 Approved Cairns / Motul / AGV / TCX	Yamaha YZF-R6	1:16.134	6 of 7	.205	1.525	207
6	41	Max CROKER (NSW) / Mat Mladin Mladin Racing / Suzuki Aust. / AGV Sport / Nolan / Motorex Aus	Suzuki GSX-R	1:16.393	3 of 13	.259	1.784	212
7	83	Lachlan EPIS (NSW) / ResponseRE / Blue Tongue / Bikebiz	Kawasaki ZX-6R	1:16.742	3 of 10	.349	2.133	209
8	82	Chris QUINN (NSW) / The Channon Tavern / Coopers Pale Ale / HXR / Addicted to Track / YRD / Dunlop	Yamaha YZF-R6	1:16.919	9 of 12	.177	2.310	205
9	47	Giuseppe SCARCELLA (NSW) / Kawasaki BCperformance / Kawasaki Motors Aust. / Landscapesupplies.com.au	Kawasaki ZX-6R	1:17.247	2 of 14	.328	2.638	209
10	22	Zac JOHNSON (VIC) / Rebuilder / Ausfleet / Savy Civil	Yamaha YZF-R6	1:17.325	11 of 16	.078	2.716	207
11	851	Ty LYNCH (SA) / Adelaide M-cycle Recovery / Australian Outdoor Living / A-plus Diesel / YRD	Yamaha YZF-R6	1:17.438	4 of 4	.113	2.829	207
12	61	Rhys BELLING (VIC) / LXI Racing / YRD / Yamaha / The Grinning Dingo / Wired Solutions	Yamaha YZF-R6	1:17.796	14 of 14	.358	3.187	205
13	17	Brian HOUGHTON (QLD) / Conshift / K1 Racing / Castrol / Ricondi / Raceart	Honda CBR RR	1:17.805	2 of 9	.009	3.196	207
14	39	Scott NICHOLSON (VIC) / NextGen Motorsports / Williams Engineering	Suzuki GSX-R	1:17.964	6 of 13	.159	3.355	203
15	42	Jack PASSFIELD (NSW) / Stay Upright Rider Training / GASD Suspension / Dmoto / KYT Helmets / Pirelli	Yamaha YZF-R6	1:18.245	10 of 12	.281	3.636	206
16	86	Dallas SKEER (SA) / Barry Francis M-cycles / Ron Angel Classic Racing / Penrite Oils / Suspensions R Us	Suzuki GSX-R600	1:20.042	13 of 18	1.797	5.433	209
Not enough laps								
NC	49	Stephanie REDMAN (NSW) / Addicted to Track	Yamaha YZF-R6	.000	0 of 0		-1:14.609	202

New best lap for SS class - Previous: 1:14.994 by Cru HALLIDAY (NSW) on a Yamaha YZF-R6 set on 17/08/18

\*\*\* Indicative qualifying time - 1:25.800 \*\*\*

The results are provisional until the end of the time limit for protests and appeals.

  
 Chief Time Keeper - Scott Laing

  
 Clerk of Course - Tom Williams



www.computime.com.au  
 COMPUTIME RACE TIMING SYSTEMS PTY LTD





ASBK.COM.AU f t i y

# Round 5 : Morgan Park Raceway : August 17 - 19

## KAWASAKI AUSTRALIAN SUPERSPORT CHAMPIONSHIP

### Qualifying 1

Date: 18/08/18  
 Event: Q04  
 Weather: Sunny & windy - 18.9C  
 Track: Dry - Temp: 26.6C

Started at: 10:04:55  
 Laps: 30 Min  
 Starters: 17  
 Printed at: 10:47

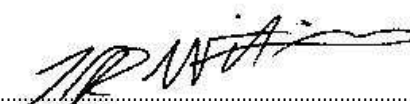
### PROVISIONAL LAP TIMES

No	Name	Lap 1	Lap 2	Lap 3	Lap 4	Lap 5	Lap 6	Lap 7	Lap 8	Lap 9	Lap 10
7	Tom TOPARIS (NSW)	1:15.772	<u>1:15.163</u>	1:33.216							
12	Broc PEARSON (QLD)	1:18.069	1:16.844	1:30.149	16:41.120	1:16.595	<u>1:16.134</u>	1:47.698			
17	Brian HOUGHTON (QLD)	1:18.901	<u>1:17.805</u>	1:18.128	1:17.918	1:18.099	1:37.175	3:55.099	1:18.250	1:41.859	
20	Damon REES (NZ)	1:18.337	1:17.121	1:26.986	1:16.565	1:35.401	5:39.708	1:24.125	1:16.268	1:21.151	<u>1:15.799</u>
	10	1:31.287									
22	Zac JOHNSON (VIC)	2:07.434	1:19.606	1:18.369	1:18.156	1:31.026	3:39.775	1:30.311	1:23.749	1:18.261	1:17.384
	10	<u>1:17.325</u>	1:17.857	1:43.720	3:54.195	1:19.275	1:17.793				
23	Cru HALLIDAY (NSW)	1:16.733	1:15.082	<u>1:14.609</u>	1:36.107						
39	Scott NICHOLSON (VIC)	1:18.934	1:18.554	1:27.545	8:11.114	1:20.593	<u>1:17.964</u>	1:18.163	1:30.455	3:30.933	1:20.684
	10	1:18.318	1:21.985	1:17.996							
41	Max CROKER (NSW)	1:17.637	1:17.127	<u>1:16.393</u>	1:55.362	1:25.886	5:12.314	1:17.768	1:16.918	1:22.289	1:16.983
	10	1:25.840	1:17.211	1:30.080							
42	Jack PASSFIELD (NSW)	1:24.680	1:20.345	1:18.996	1:21.631	1:19.030	1:36.984	3:09.382	1:25.931	1:18.691	<u>1:18.245</u>
	10	1:18.377	1:32.614								
47	Giuseppe SCARCELLA (NSW)	1:18.789	<u>1:17.247</u>	1:30.940	1:17.367	1:38.804	8:24.878	1:18.777	1:17.869	1:17.493	1:18.877
	10	1:17.539	1:24.634	1:46.615	2:47.085						
50	Callum SPRIGGS (QLD)	1:16.615	1:16.464	1:16.334	<u>1:15.929</u>	1:28.319	12:47.395	1:16.165	1:15.976		
61	Rhys BELLING (VIC)	1:18.421	1:17.883	1:18.822	1:31.060	6:54.083	1:18.376	1:25.161	3:10.466	1:17.918	1:17.904
	10	1:18.111	1:29.802	3:09.795	<u>1:17.796</u>						
82	Chris QUINN (NSW)	1:18.195	1:17.583	1:39.056	9:36.429	1:17.180	1:26.959	1:18.830	1:17.189	<u>1:16.919</u>	1:16.939
	10	1:41.855	1:26.643								
83	Lachlan EPIS (NSW)	1:18.407	1:17.255	<u>1:16.742</u>	1:30.887	8:15.006	1:16.895	1:29.615	6:17.611	3:55.521	1:19.168
86	Dallas SKEER (SA)	1:21.344	1:32.184	1:21.231	1:20.713	1:20.488	1:20.600	1:20.601	1:36.631	4:03.157	1:26.878
	10	1:27.807	1:20.676	<u>1:20.042</u>	1:20.356	1:20.420	1:31.395	1:21.696	1:20.377		
851	Ty LYNCH (SA)	1:19.089	1:18.669	1:18.067	<u>1:17.438</u>						

\*\*\* Indicative qualifying time - 1:25.800 \*\*\*

The results are provisional until the end of the time limit for protests and appeals.

  
 Chief Time Keeper - Scott Laing

  
 Clerk of Course - Tom Williams



www.computime.com.au  
 COMPUTIME RACE TIMING SYSTEMS PTY LTD





ASBK.COM.AU f t i y

# Round 5 : Morgan Park Raceway : August 17 - 19

## KAWASAKI AUSTRALIAN SUPERSPORT CHAMPIONSHIP

### Qualifying 1

Date: 18/08/18  
 Event: Q04  
 Weather: Sunny & windy - 18.9C  
 Track: Dry - Temp: 26.6C

Started at: 10:04:55  
 Laps: 30 Min  
 Starters: 17  
 Printed at: 10:47

### PROVISIONAL SPLIT TIMES

Lap	Split 1	Split 2	Split 3	Lap Time	Spd	Lap	Split 1	Split 2	Split 3	Lap Time	Spd
<b>7 Tom TOPARIS (NSW) (2nd)</b>						9	26.774	25.904	23.590	1:16.268	203
1	22:53.866	26.963	23.881	23:44.710		10	29.891	27.574	23.686	1:21.151	206
2	26.614	25.979	23.179	1:15.772	205	11	<b>26.586</b>	<b>25.848</b>	<b>23.365</b>	<b>1:15.799</b>	204
3	<b>26.254</b>	<b>25.743</b>	<b>23.166</b>	<b>1:15.163</b>	208	12	30.753	31.756	28.778	1:31.287	205
4	29.610	30.962	32.644	1:33.216 P	207						
<b>12 Broc PEARSON (QLD) (5th)</b>						<b>22 Zac JOHNSON (VIC) (10th)</b>					
1	2:02.033	28.415	30.154	3:00.602		1	1:42.790	30.052	36.389	2:49.231 P	
2	27.592	26.484	23.993	1:18.069	202	2	1:14.803	27.913	24.718	2:07.434	
3	26.991	26.021	23.832	1:16.844	206	3	28.046	27.016	24.544	1:19.606	205
4	30.244	29.362	30.543	1:30.149 P	204	4	27.204	26.837	24.328	1:18.369	203
5	15:50.003	26.971	24.146	16:41.120		5	27.075	26.513	24.568	1:18.156	202
6	27.026	<b>25.814</b>	23.755	1:16.595	206	6	28.285	28.314	34.427	1:31.026 P	207
7	<b>26.685</b>	25.868	<b>23.581</b>	<b>1:16.134</b>	206	7	2:45.736	29.293	24.746	3:39.775	
8	38.657	34.284	34.757	1:47.698 P	207	8	30.269	34.491	25.551	1:30.311	202
						9	32.087	27.411	24.251	1:23.749	204
						10	27.043	27.162	24.056	1:18.261	201
<b>17 Brian HOUGHTON (QLD) (13th)</b>						11	26.919	26.417	<b>24.048</b>	1:17.384	203
1	2:02.487	28.798	24.851	2:56.136		12	<b>26.697</b>	26.332	24.296	<b>1:17.325</b>	202
2	28.007	26.909	23.985	1:18.901	203	13	27.321	<b>26.310</b>	24.226	1:17.857	204
3	27.557	26.318	<b>23.930</b>	<b>1:17.805</b>	207	14	35.045	31.558	37.117	1:43.720 P	201
4	27.519	26.625	23.984	1:18.128	206	15	3:01.654	28.084	24.457	3:54.195	
5	27.699	<b>26.281</b>	23.938	1:17.918	204	16	27.373	26.630	25.272	1:19.275	205
6	<b>27.385</b>	26.387	24.327	1:18.099	206	17	27.129	26.535	24.129	1:17.793	205
7	27.902	34.856	34.417	1:37.175 P	207						
8	3:02.946	27.780	24.373	3:55.099		<b>23 Cru HALLIDAY (NSW) (1st)</b>					
9	27.609	26.691	23.950	1:18.250	204	1	22:42.731	27.323	25.876	23:35.930	
10	27.469	32.113	42.277	1:41.859 P	204	2	27.033	25.747	23.953	1:16.733	204
						3	26.273	25.509	23.300	1:15.082	208
<b>20 Damon REES (NZ) (3rd)</b>						4	<b>26.093</b>	<b>25.348</b>	<b>23.168</b>	<b>1:14.609</b>	208
1	10:14.771	28.231	24.883	11:07.885		5	30.207	34.146	31.754	1:36.107 P	208
2	27.553	26.559	24.225	1:18.337	202	<b>39 Scott NICHOLSON (VIC) (14th)</b>					
3	27.142	26.211	23.768	1:17.121	201	1	3:18.414	27.475	25.455	4:11.344	
4	28.530	33.198	25.258	1:26.986	204	2	27.763	26.927	24.244	1:18.934	201
5	26.975	25.875	23.715	1:16.565	202	3	27.571	26.813	24.170	1:18.554	202
6	31.526	30.508	33.367	1:35.401 P	202	4	28.146	28.234	31.165	1:27.545 P	202
7	4:46.716	28.112	24.880	5:39.708		5	7:18.136	27.143	25.835	8:11.114	
8	32.684	27.679	23.762	1:24.125	203						

*Scott Laing*

Chief Time Keeper - Scott Laing

*Tom Williams*

Clerk of Course - Tom Williams





ASBK.COM.AU f t i y

# Round 5 : Morgan Park Raceway : August 17 - 19

## KAWASAKI AUSTRALIAN SUPERSPORT CHAMPIONSHIP

### Qualifying 1

Date: 18/08/18  
 Event: Q04  
 Weather: Sunny & windy - 18.9C  
 Track: Dry - Temp: 26.6C

Started at: 10:04:55  
 Laps: 30 Min  
 Starters: 17  
 Printed at: 10:47

### PROVISIONAL SPLIT TIMES

Lap	Split 1	Split 2	Split 3	Lap Time	Spd	Lap	Split 1	Split 2	Split 3	Lap Time	Spd
6	29.286	26.519	24.788	1:20.593	200	11	<u>27.577</u>	26.505	<u>24.163</u>	<u>1:18.245</u>	201
7	27.405	26.401	24.158	<u>1:17.964</u>	199	12	27.628	<u>26.418</u>	24.331	1:18.377	204
8	27.346	26.486	24.331	1:18.163	201	13	30.913	28.610	33.091	1:32.614 P	200
9	29.769	28.239	32.447	1:30.455 P	202	<b>47 Giuseppe SCARCELLA (NSW) (9th)</b>					
10	2:37.670	27.232	26.031	3:30.933		1	2:02.574	28.027	24.318	2:54.919	
11	28.027	28.507	<u>24.150</u>	1:20.684	199	2	27.947	26.595	24.247	1:18.789	203
12	27.650	26.444	24.224	1:18.318	203	3	<u>27.293</u>	26.156	<u>23.798</u>	<u>1:17.247</u>	208
13	27.308	29.351	25.326	1:21.985	203	4	27.984	37.887	25.069	1:30.940	209
14	<u>27.304</u>	<u>26.340</u>	24.352	1:17.996	203	5	27.336	26.211	23.820	1:17.367	205
<b>41 Max CROKER (NSW) (6th)</b>						6	33.817	30.854	34.133	1:38.804 P	207
1	3:39.270	27.905	24.609	4:31.784		7	7:30.998	29.012	24.868	8:24.878	
2	27.384	26.334	23.919	1:17.637	204	8	27.987	26.484	24.306	1:18.777	204
3	27.106	26.191	23.830	1:17.127	207	9	27.461	26.209	24.199	1:17.869	205
4	<u>26.795</u>	26.003	<u>23.595</u>	<u>1:16.393</u>	205	10	27.343	26.226	23.924	1:17.493	206
5	1:04.045	27.374	23.943	1:55.362	210	11	27.575	26.526	24.776	1:18.877	207
6	27.085	26.092	32.709	1:25.886 P	208	12	27.326	<u>26.099</u>	24.114	1:17.539	208
7	4:20.946	26.828	24.540	5:12.314		13	30.842	29.488	24.304	1:24.634	196
8	27.604	26.404	23.760	1:17.768	200	14	32.777	36.609	37.229	1:46.615 P	205
9	27.002	26.123	23.793	1:16.918	206	15	1:35.457	36.829	34.799	2:47.085	
10	28.630	29.845	23.814	1:22.289	205	<b>49 Stephanie REDMAN (NSW) (NC)</b>					
11	27.058	26.020	23.905	1:16.983	208	1	<u>2:02.998</u>	<u>28.501</u>	<u>25.637</u>	2:57.136	
12	29.635	32.403	23.802	1:25.840	207	<b>50 Callum SPRIGGS (QLD) (4th)</b>					
13	27.210	<u>25.956</u>	24.045	1:17.211	212	1	8:14.118	27.813	23.845	9:05.776	
14	30.813	29.282	29.985	1:30.080 P	205	2	27.156	25.981	23.478	1:16.615	208
<b>42 Jack PASSFIELD (NSW) (15th)</b>						3	26.975	25.950	23.539	1:16.464	209
1	2:28.012	30.161	27.188	3:25.361		4	26.923	25.892	23.519	1:16.334	205
2	30.514	28.665	25.501	1:24.680	197	5	26.790	<u>25.885</u>	<u>23.254</u>	<u>1:15.929</u>	207
3	28.438	27.163	24.744	1:20.345	204	6	28.579	28.182	31.558	1:28.319 P	208
4	27.982	26.728	24.286	1:18.996	205	7	11:56.718	26.981	23.696	12:47.395	
5	28.778	28.198	24.655	1:21.631	202	8	26.794	25.981	23.390	1:16.165	207
6	27.864	26.681	24.485	1:19.030	206	9	<u>26.708</u>	25.890	23.378	1:15.976	207
7	29.881	29.311	37.792	1:36.984 P	206	<b>61 Rhys BELLING (VIC) (12th)</b>					
8	2:15.974	28.019	25.389	3:09.382		1	1:43.934	29.135	27.010	2:40.079	
9	31.645	29.273	25.013	1:25.931	201						
10	27.717	26.652	24.322	1:18.691	201						

*Scott Laing*  
 Chief Time Keeper - Scott Laing

*Tom Williams*  
 Clerk of Course - Tom Williams







ASBK.COM.AU f t i y

# Round 5 : Morgan Park Raceway : August 17 - 19

## KAWASAKI AUSTRALIAN SUPERSPORT CHAMPIONSHIP

### Qualifying 1

Date: 18/08/18  
 Event: Q04  
 Weather: Sunny & windy - 18.9C  
 Track: Dry - Temp: 26.6C

Started at: 10:04:55  
 Laps: 30 Min  
 Starters: 17  
 Printed at: 10:47

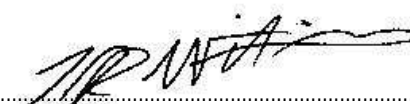
### PROVISIONAL SPLIT TIMES

Lap	Split 1	Split 2	Split 3	Lap Time	Spd	Lap	Split 1	Split 2	Split 3	Lap Time	Spd
2	27.817	26.386	24.218	1:18.421	199	6	7:18.977	31.183	24.846	8:15.006	
3	27.434	26.393	<b>24.056</b>	1:17.883	205	7	26.854	<b>26.044</b>	23.997	1:16.895	208
4	27.737	26.828	24.257	1:18.822	204	8	29.650	26.762	33.203	1:29.615 P	202
5	29.543	29.723	31.794	1:31.060 P	195	9	5:15.965	27.415	34.231	6:17.611 P	
6	5:57.578	31.699	24.806	6:54.083		10	3:01.353	27.035	27.133	3:55.521	
7	27.775	26.510	24.091	1:18.376	203	11	27.089	27.262	24.817	1:19.168	207
8	27.574	26.442	31.145	1:25.161 P	203	<b>86 Dallas SKEER (SA) (16th)</b>					
9	2:12.748	33.540	24.178	3:10.466		1	1:45.031	28.883	26.810	2:40.724	
10	<b>27.163</b>	26.433	24.322	1:17.918	203	2	28.467	27.626	25.251	1:21.344	200
11	27.569	26.194	24.141	1:17.904	202	3	29.464	31.115	31.605	1:32.184	204
12	27.472	26.549	24.090	1:18.111	202	4	28.598	27.613	25.020	1:21.231	205
13	31.760	26.452	31.590	1:29.802 P	203	5	28.324	27.289	25.100	1:20.713	203
14	2:12.170	33.202	24.423	3:09.795		6	28.304	27.417	<b>24.767</b>	1:20.488	206
15	27.353	<b>26.130</b>	24.313	<b>1:17.796</b>	205	7	28.152	27.311	25.137	1:20.600	209
<b>82 Chris QUINN (NSW) (8th)</b>						8	28.063	<b>27.190</b>	25.348	1:20.601	205
1	3:37.699	30.363	25.780	4:33.842		9	31.256	32.238	33.137	1:36.631 P	205
2	27.525	26.434	24.236	1:18.195	203	10	3:06.109	30.883	26.165	4:03.157	
3	27.285	26.273	24.025	1:17.583	203	11	30.136	30.148	26.594	1:26.878	198
4	30.530	32.581	35.945	1:39.056 P	202	12	28.915	34.010	24.882	1:27.807	203
5	8:44.158	27.685	24.586	9:36.429		13	28.150	27.489	25.037	1:20.676	205
6	27.137	26.146	23.897	1:17.180	201	14	<b>27.992</b>	27.211	24.839	<b>1:20.042</b>	203
7	34.708	28.291	23.960	1:26.959	205	15	28.051	27.210	25.095	1:20.356	205
8	27.648	27.122	24.060	1:18.830	203	16	28.193	27.305	24.922	1:20.420	206
9	27.293	26.040	23.856	1:17.189	203	17	30.333	32.266	28.796	1:31.395	206
10	27.072	<b>26.008</b>	<b>23.839</b>	<b>1:16.919</b>	205	18	28.993	27.577	25.126	1:21.696	205
11	<b>26.982</b>	26.032	23.925	1:16.939	204	19	28.158	27.288	24.931	1:20.377	203
12	31.715	40.932	29.208	1:41.855	202	<b>851 Ty LYNCH (SA) (11th)</b>					
13	28.807	33.138	24.698	1:26.643	194	1	3:17.867	27.631	25.439	4:10.937	
<b>83 Lachlan EPIS (NSW) (7th)</b>						2	27.722	26.653	24.714	1:19.089	202
1	1:59.761	27.033	24.399	2:51.193		3	27.449	26.717	24.503	1:18.669	203
2	27.367	26.924	24.116	1:18.407	205	4	27.366	26.509	24.192	1:18.067	200
3	26.747	26.422	24.086	1:17.255	209	5	<b>27.101</b>	<b>26.308</b>	<b>24.029</b>	<b>1:17.438</b>	205
4	<b>26.740</b>	26.104	<b>23.898</b>	<b>1:16.742</b>	208						
5	28.818	27.510	34.559	1:30.887 P	206						

\*\*\* Indicative qualifying time - 1:25.800 \*\*\*

The results are provisional until the end of the time limit for protests and appeals.

  
 Chief Time Keeper - Scott Laing

  
 Clerk of Course - Tom Williams



www.computime.com.au  
 COMPUTIME RACE TIMING SYSTEMS PTY LTD





ASBK.COM.AU f t i y

# Round 5 : Morgan Park Raceway : August 17 - 19

## KAWASAKI AUSTRALIAN SUPERSPORT CHAMPIONSHIP

### Qualifying 1

Date: 18/08/18  
 Event: Q04  
 Weather: Sunny & windy - 18.9C  
 Track: Dry - Temp: 26.6C

Started at: 10:04:55  
 Laps: 30 Min  
 Starters: 17  
 Printed at: 10:47

### PROVISIONAL FASTEST LAPS SEQUENCE

Race Time	No	Name	Machine	Fastest Lap	On Lap
3:58.500	61	Rhys BELLING (VIC)	Yamaha YZF-R6	1:18.421	1
4:09.600	83	Lachlan EPIS (NSW)	Kawasaki ZX-6R	1:18.407	1
4:18.671	12	Broc PEARSON (QLD)	Yamaha YZF-R6	1:18.069	1
5:16.383	61	Rhys BELLING (VIC)	Yamaha YZF-R6	1:17.883	2
5:26.855	83	Lachlan EPIS (NSW)	Kawasaki ZX-6R	1:17.255	2
5:30.955	47	Giuseppe SCARCELLA (NSW)	Kawasaki ZX-6R	1:17.247	2
5:35.515	12	Broc PEARSON (QLD)	Yamaha YZF-R6	1:16.844	2
6:43.597	83	Lachlan EPIS (NSW)	Kawasaki ZX-6R	1:16.742	3
8:22.941	41	Max CROKER (NSW)	Suzuki GSX-R	1:16.393	3
12:55.189	50	Callum SPRIGGS (QLD)	Yamaha YZF-R6	1:16.334	3
14:11.118	50	Callum SPRIGGS (QLD)	Yamaha YZF-R6	1:15.929	4
25:00.482	7	Tom TOPARIS (NSW)	Kawasaki ZX-6R	1:15.772	1
26:07.745	23	Cru HALLIDAY (NSW)	Yamaha YZF-R6	1:15.082	2
27:22.354	23	Cru HALLIDAY (NSW)	Yamaha YZF-R6	1:14.609	3

\*\*\* Indicative qualifying time - 1:25.800 \*\*\*

The results are provisional until the end of the time limit for protests and appeals.

Chief Time Keeper - Scott Laing

Clerk of Course - Tom Williams



www.computime.com.au  
 COMPUTIME RACE TIMING SYSTEMS PTY LTD





ASBK.COM.AU f t i y

# Round 5 : Morgan Park Raceway : August 17 - 19

## KAWASAKI AUSTRALIAN SUPERSPORT CHAMPIONSHIP

### Qualifying 1

Date: 18/08/18  
 Event: Q04  
 Weather: Sunny & windy - 18.9C  
 Track: Dry - Temp: 26.6C

Started at: 10:04:55  
 Laps: 30 Min  
 Starters: 17  
 Printed at: 10:47

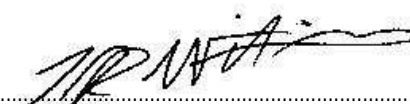
### PROVISIONAL BEST PARTIAL TIMES

Pos	Split 1		Split 2		Split 3		LAP		Ideal	Fastest
	Name	Time	Name	Time	Name	Time	Name	Time		
1	C. HALLIDAY	26.093	C. HALLIDAY	25.348	T. TOPARIS	23.166	C. HALLIDAY	1:14.609	1:14.609	
2	T. TOPARIS	26.254	T. TOPARIS	25.743	C. HALLIDAY	23.168	T. TOPARIS	1:15.163	1:15.163	
3	D. REES	26.586	B. PEARSON	25.814	C. SPRIGGS	23.254	D. REES	1:15.799	1:15.799	
4	B. PEARSON	26.685	D. REES	25.848	D. REES	23.365	C. SPRIGGS	1:15.847	1:15.929	
5	Z. JOHNSON	26.697	C. SPRIGGS	25.885	B. PEARSON	23.581	B. PEARSON	1:16.080	1:16.134	
6	C. SPRIGGS	26.708	M. CROKER	25.956	M. CROKER	23.595	M. CROKER	1:16.346	1:16.393	
7	L. EPIS	26.740	C. QUINN	26.008	G. SCARCELLA	23.798	L. EPIS	1:16.682	1:16.742	
8	M. CROKER	26.795	L. EPIS	26.044	C. QUINN	23.839	C. QUINN	1:16.829	1:16.919	
9	C. QUINN	26.982	G. SCARCELLA	26.099	L. EPIS	23.898	Z. JOHNSON	1:17.055	1:17.325	
10	T. LYNCH	27.101	R. BELLING	26.130	B. HOUGHTON	23.930	G. SCARCELL	1:17.190	1:17.247	
11	R. BELLING	27.163	B. HOUGHTON	26.281	T. LYNCH	24.029	R. BELLING	1:17.349	1:17.796	
12	G. SCARCELLA	27.293	T. LYNCH	26.308	Z. JOHNSON	24.048	T. LYNCH	1:17.438	1:17.438	
13	S. NICHOLSON	27.304	Z. JOHNSON	26.310	R. BELLING	24.056	B. HOUGHTO	1:17.596	1:17.805	
14	B. HOUGHTON	27.385	S. NICHOLSON	26.340	S. NICHOLSON	24.150	S. NICHOLSO	1:17.794	1:17.964	
15	J. PASSFIELD	27.577	J. PASSFIELD	26.418	J. PASSFIELD	24.163	J. PASSFIELD	1:18.158	1:18.245	
16	D. SKEER	27.992	D. SKEER	27.190	D. SKEER	24.767	D. SKEER	1:19.949	1:20.042	

\*\*\* Indicative qualifying time - 1:25.800 \*\*\*

The results are provisional until the end of the time limit for protests and appeals.

  
 Chief Time Keeper - Scott Laing

  
 Clerk of Course - Tom Williams



www.computime.com.au  
 COMPUTIME RACE TIMING SYSTEMS PTY LTD

